

2020-2021 Educational Year, Potpori Revision of 3rd Unit (In the kitchen) for 8th Grade Students

Name , surname :

Class / Number :

1. Write the correct words under the pictures. (1 point each.)

A. Boil	B. Grill	C. Flour	D. Garlic	E. Slice	F. Butter	G. Fond of
H. Chop	I. Bowl	J. Dessert	K. First	L. Bake	M. Fry	N. Peel



1-



2-



3-



4-



5-



6-



7-



8-



9-



10-



11-



12-



13-



14-

2. Match the sentences with their meanings. (1 point each.)

1.	After you grill the meat, put some salt on it.	A.	Yalnız yaşayan insanlar kızarmış yumurtaya bayılır. Yaw he hee. Ajlık var ajjjlık.
2.	Please don't forget to add some green pepper. It makes the meal tastier.	B.	Bu yemeği pişirmek için derin bir kaba, bir yemek kaşığına ve bir tavaya ihtiyacın var.
3.	Preheat the oven for about ten minutes before you put the cookies in it.	C.	O sebzeleri haşlamayı sever çünkü bunun sağlıklı olduğunu düşünür.
4.	You need a deep bowl, a tablespoon and a pan to cook this meal.	D.	Lütfen biraz yeşil biber eklemeyi unutma. O, yemeği daha lezzetli yapar.
5.	People living alone love fried eggs.	E.	Eti ızgarada pişirdikten sonra üzerine biraz tuz ekle.
6.	She prefers boiling the vegetable because she thinks this is healthy.	F.	Kurabiyeleri içine koymadan önce fırını önceden yaklaşık on dakika ısıt.

1

2

3

4

5

6

3. Put the sentences into correct places of conversation. (4 points each.)

A- Tell me the ingredients, please.

B- You can add some red meat if you want to.

C- I know you are good at cooking.

D- I'm sure you will absolutely love it.

E- It is a traditional meal and people make it only for special days.

Rumeysa: Hi, Gizem. You look so cool and beautiful. Where are you going?

Gizem: Hi, Rumeysa. Thanks. I organized a class reunion and some of my old friends will come over tonight. I got dressed and cooked something for that special day.

Rumeysa: Really! Nice. 1- _____. What do you have for tonight, then?

Gizem: I cooked Tırshık. 2- _____. It is delicious.

Rumeysa: Tırshık? I have never heard it before. What kind of dish is it?

Gizem: 3- _____. Every great chef knows how to cook it. Mehmet Gürs, Nusr-et, CZN Burak and Arda Türkmen, best chefs in Turkey, always prefer cooking and giving some clues about Tırshık on TV shows.

Rumeysa: Oh my God. That's crazy. Is it difficult to prepare?

Gizem: No, it is not. But, there are some tips you need to know for a better taste.

Rumeysa: I see. 4- _____.

Gizem: Sure. A big onion, two green peppers, three eggplants, two tomatoes, three cloves of garlic, a tablespoon of tomato paste, a teaspoon of red pepper paste and some salt.
5- _____.

Rumeysa: Thanks. What about its recipe?

Gizem: It takes time to tell the process and I'm too busy now, so I'm going to text it. Deal?

Rumeysa: Thanks. You are my best friends. Tırshık is my favourite from now on. 😊😊

4. Write "CM" for "Cooking methods" and "PP" for "Preparing processes". (2 points each.)

1- Slice the tomatoes

2- Boil the pasta

3- Bake the cookies

4- Knead the dough

5- Chop the onions

6- Put some powder sugar

7- Mash the potatoes

8- Grill the meatballs

9- Mix the ingredients

10- Add some spice

11- Fry the vegetables

12- Crack two eggs

13- Peel the apples

14- Steam the mushrooms

5. Match the words with the sentences. (2 points each.)

A- Healthy

B- Prefer

C- Can't stand

D- Tasty

E- Kitchen

F- Sweet

G- Fruits

H- Homemade

I- Ingredients

J- Knife

1- This is a part of a house. You can cook and eat meals here.

2- Cucumber, flour, salt, dough, water, cream, carrot, meat, sauce, parsley.

3- Oh no!!! There is too much sugar in it.

4- I can't eat that. It is bad. I hate it. I don't even want to see it.

5- Junk food is bad for your health. You should prefer useful and nutritious things.

6- I'm a kitchen tool and you can use me to cut something.

7- Be careful. You can eat your fingers and legs while tasting it. It is delicious.

8- Apple, orange, banana, cherry, strawberry, kivi, pineapple.

9- Don't buy food for lunch. Prepare something at home and bring it with you.

10- Zeytinyağlı Börülce or Ciğer Kebab? Let me think. . . Of course, Ciğer Kebab 😊😊

6. Circle the correct words. (2 points each.)

A. Some people have a sweet tooth. They are crazy about **desserts** / **oily meals**.

B. I'm going to boil the potatoes. Please, put some **sugar** / **water** into a deep pot and heat it.

C. People in İzmir are always in the mood for eating everything green. Yesterday, I saw a woman adding some salt on a green tree and trying to eat it. I was shocked. They love **vegetable** / **meat**.

D. Please put some more cocoa into the chocolate. I like it **milky** / **bitter**.

E. **Matilda**: Can you tell me the **recipe** / **ingredients** of this meal, please?

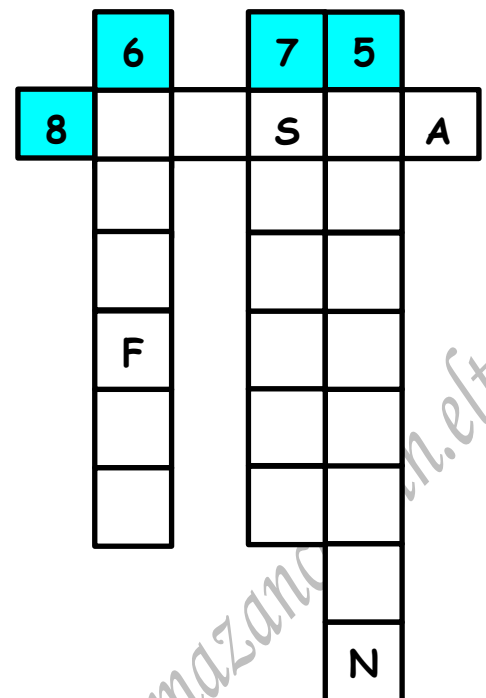
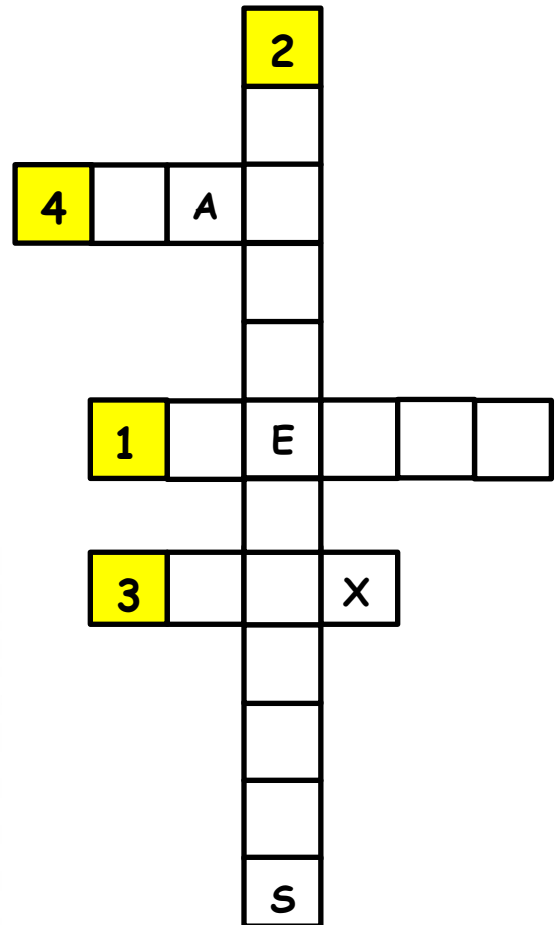


Leon: Of course. First, put some oil into the pan and heat it. Second, wash the peppers and cut them into small pieces. Next, peel the tomatoes and chop them. Then, . . .

F. **Leyla**: How do you usually cook the meals?

Mecnun: **Grilling** / **Frying** is my favourite. I prefer spending time in nature with my best friends and this is the best method for cooking in the fresh air. It is also healthy.

LET'S HAVE FUN

7. Guess the words and complete the puzzle.



ANSWER KEY

1. Write the correct words under the pictures.

1. A	2. K	3. F	4. H	5. I	6. L	7. G
8. B	9. J	10. D	11. C	12. N	13. E	14. M

2. Match the sentences with their meanings.

1. E	2. D	3. F	4. B	5. A	6. C
------	------	------	------	------	------

3. Put the sentences into correct places of conversation.

1. C	2. D	3. E	4. A	5. B
------	------	------	------	------

4. Write "CM" for "Cooking methods" and "PP" for "Preparing processes". (1 point each.)

1. PP	2. CM	3. CM	4. PP	5. PP	6. PP	7. PP
8. CM	9. PP	10. PP	11. CM	12. PP	13. PP	14. CM

5. Match the words with the sentences.

1. E	2. I	3. F	4. C	5. A	6. J	7. D	8. G	9. H	10. B
------	------	------	------	------	------	------	------	------	-------

6. Circle the correct words.

A. Desserts	B. Water	C. Vegetable	D. Bitter
E. Recipe	F. Grilling		

7. Guess the words and complete the puzzle.

1. Serve	2. Ingredients	3. Mix	4. Pan
5. Teaspoon	6. Prefer	7. Second	8. Pasta